



ALR

INDUSTRIAL RADIAL FANS / Backward Curved

Fan Components and Material Properties

Body is manufactured from dkp steel sheet with electrostatic powder coating. Fans of ALR 1,2,3,4 are made of high quality galvanized steel which is resistant to corrosion. ALR 5,7,8 models are made of aluminum sheet. All models have an asynchronous motor and have air flow at max.120°C.

Fan Structure

Single suction, low pressure radial fan type. The fan blades are aerodynamically curved and provide regular flow. The fans are composed of backward sloping and infrequently arranged fins.

Benefits

With the screwing system, the frame can be easily

rotated to the desired shooting position. Vibrations are prevented by vibrations. Thanks to the aerodynamic wing structure, they work quietly. Speed can be adjusted with speed control devices. The motor housing protects the electric motor from external influences.

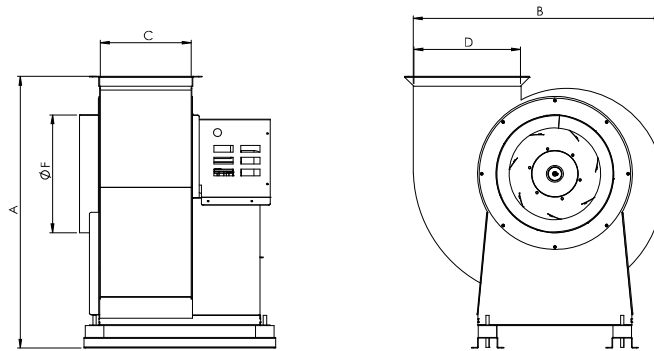
Speed Control

Optional control devices can be provided. Speed control with frequency inverter can be done in 3-phase products (see BSC-F accessory)

Usage Areas

In factories, workshops and factories etc. ventilation is used where required. It is suitable for smoke extraction and exhaust air exhaust filter.

Technical Drawing and Tables



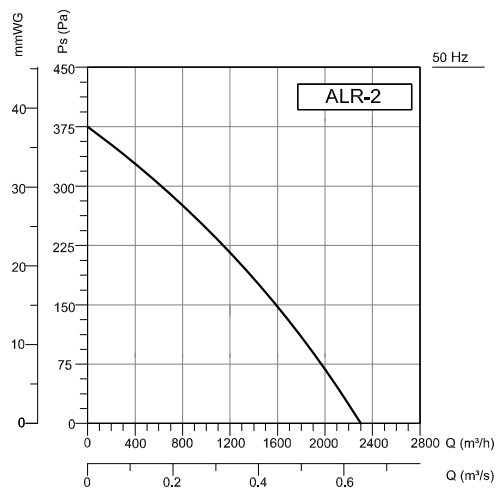
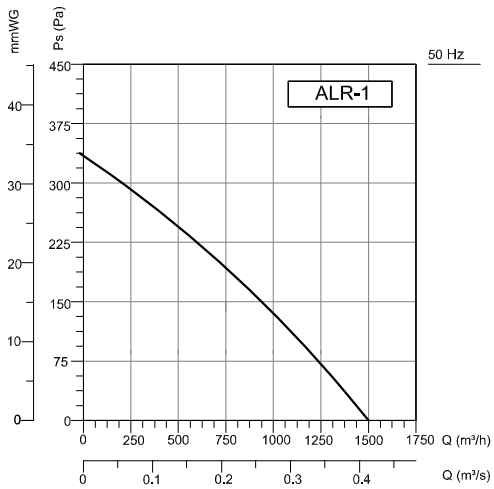
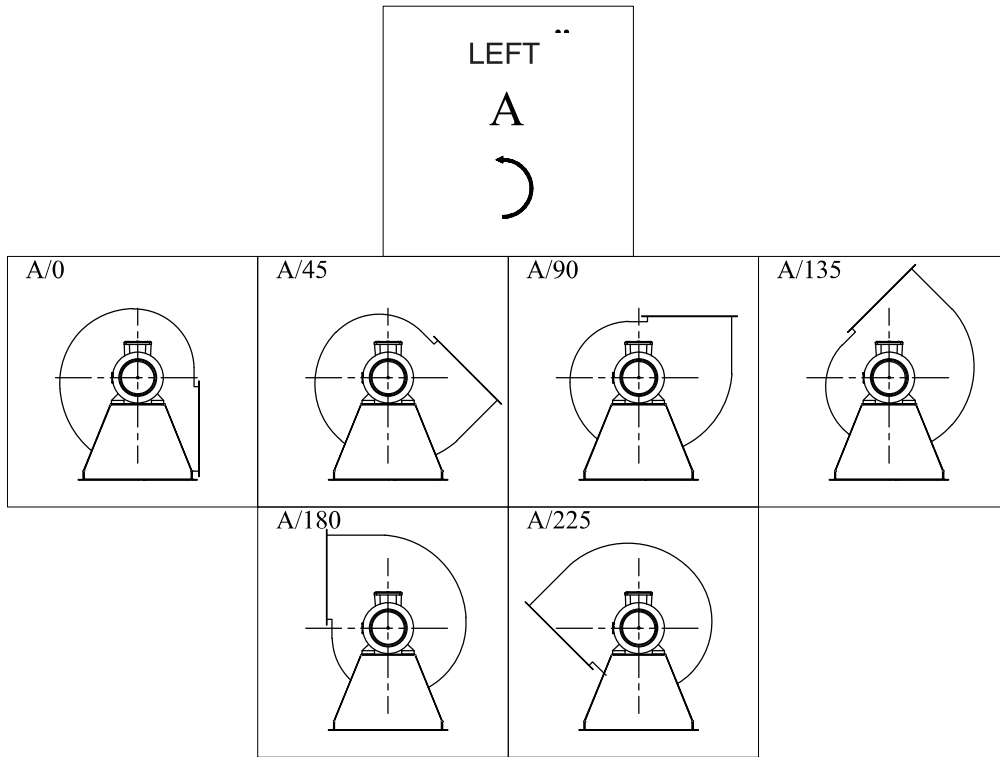
TYPE	A	B	C	D	ØF
ALR 1	590	520	200	225	250
ALR 2	650	585	220	250	280
ALR 3	725	660	245	285	300
ALR 4	810	745	275	320	350
ALR 5	900	835	300	360	400
ALR 7	1000	930	345	400	450
ALR 8	1100	1040	385	450	500

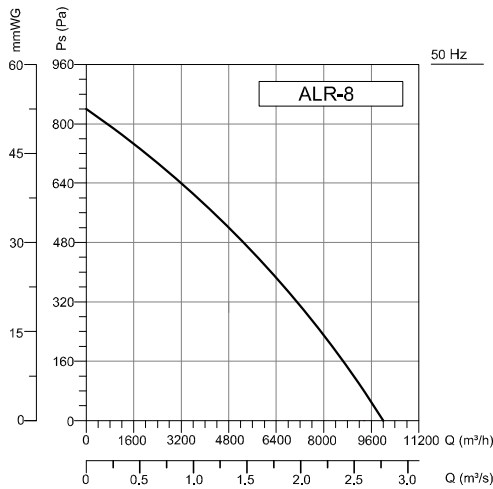
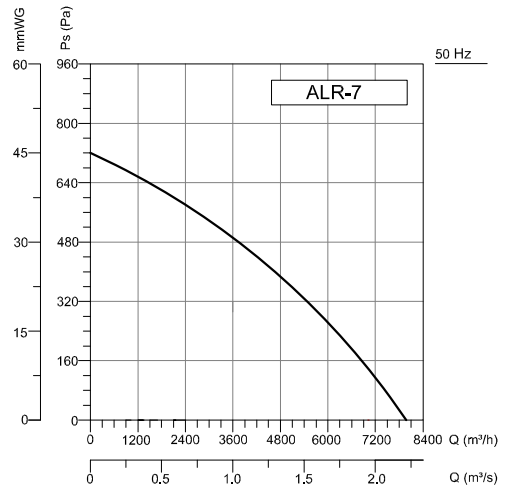
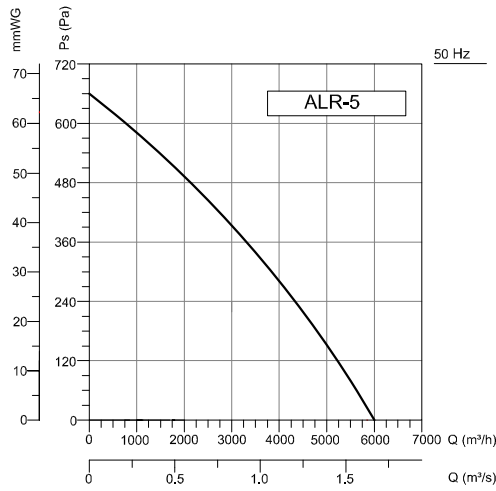
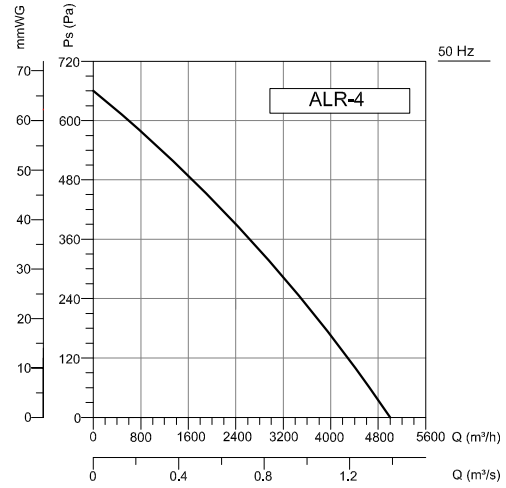
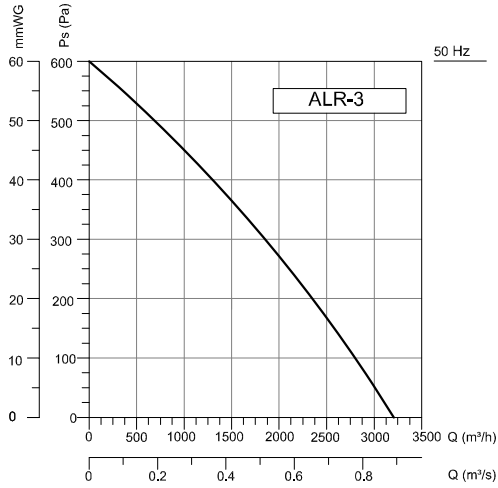
Dimensions are in (mm)

TYPE	VOLTAGE	FREQUENCY	POWER	CURRENT	CAPACITOR	SPEED	AIR FLOW	SOUND PRESSURE	INSULATION CLASS	PROTECTION CLASS
	V	Hz	kW	(A)	(µF)	r.p.m	m ³ /h	dB(A)	Ins.cl.	IP
ALR-1M	230	50	0,18	1,7	10	1380	1500	36-28	F	55
ALR-2M	230	50	0,25	2,1	10	1380	2300	37-29	F	55
ALR-3M	230	50	0,25	2,1	10	1380	3200	41-33	F	55
ALR-4M	230	50	0,37	3,4	15	1390	5000	42-34	F	55
ALR-5M	230	50	0,55	4,5	20	1365	6000	45-37	F	55
ALR-7M	230	50	1,1	7,5	35	1410	8000	49-42	F	55
ALR-8M	230	50	2,2	14,2	50	1420	10000	52-44	F	55
ALR-1T	380	50	0,18	0,65	-	1380	1500	36-28	F	55
ALR-2T	380	50	0,25	0,87	-	1380	2300	37-29	F	55
ALR-3T	380	50	0,25	0,87	-	1380	3200	41-33	F	55
ALR-4T	380	50	0,37	1,2	-	1390	5000	42-34	F	55
ALR-5T	380	50	0,55	1,6	-	1365	6000	45-37	F	55
ALR-7T	380	50	1,1	2,6	-	1410	8000	49-42	F	55
ALR-8T	380	50	2,2	4,9	-	1420	10000	52-44	F	55

The sound level is measured at a distance of 4-10 m in open field condition.

Fan Inlet-Outlet Position





Accessories

