



# BVN<sup>®</sup>

VENTILATION SYSTEMS & ELECTRICAL MOTORS

Dünyanın Havaasını Değıştiren Marka!  
For a Breath of Fresh Air!

## USER'S MANUAL & CERTIFICATE OF WARRANTY

### BDKF

30-15 I  
40-20A I  
40-20B I  
50-25 I

60-30 I  
60-35A I  
60-35B I  
70-40A I

70-40B I  
80-50 I  
100-50 I



AC RECTANGULAR IN LINE DUCT FAN  
**Backward Curved**

Products with BVN brand are manufactured in production facilities with  
ISO 9001: 2008 Quality Management System certificate.



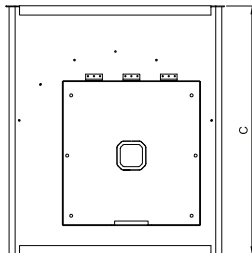
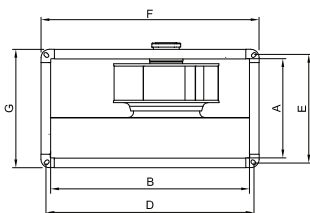
<b>MANUFACTURER'S / IMPORTER'S</b>	
NAME	BAHÇIVAN ELEKTRİK MOTOR SAN. TİC. LTD.ŞTİ.
ADDRESS	Hadımköy Ömerli Mahallesi İstanbul Cad. No:147 Arnavutköy/İSTANBUL
PHONE / FAX	0212 771 48 48 / 0212 771 48 42
COMPANY REPRESENTATIVE'S SIGNATURE/SEAL	
<b>PRODUCT'S</b>	
TYPE	FAN
BRAND	BVN
MODEL	BDKF
LABEL AND SERIAL NO	
DELIVERY DATE&PLACE	
MAX.REPAIR PERIOD	20 WORK-DAY
WARRANTY PERIOD	2 YEARS
<b>SELLER'S</b>	
NAME	
ADDRESS	
PHONE / FAX	
INVOICE DATE&NUMBER	
DATE/SIGNATURE/SEAL	
<b>MÜŞTERİNİN</b>	
ADI SOYADI	
ADRESİ	
TELEFONU	

## SAFETY WARNINGS

- These fans contain rotating parts and electrical connections. Therefore, pay attention to safety warnings during their assembly, maintenance and operation.
- Electrical connections and assembly must be made by authorized persons.
- Electrical connections of the fan should not be damaged when the ceiling or the wall is drilled or broken.
- The product must have an air duct of its own.
- During transport, operation and maintenance, hands should be protected with gloves against cuts.
- The fan should in no way be touched while operating.
- Proper cleaning should be done with periodic intervals; otherwise the product might be harmed.
- Keep the fan away from children and do not let unauthorized people to use it.
- Do not use do product at ambient temperature over 60 °C
- Our company manufactures products that are harmful to human health, mercury, PCBs (poliklorürülbifenil), does not contain asbestos materials

## TECHNICAL FEATURES

IP X2 I SINIFI CL B / F

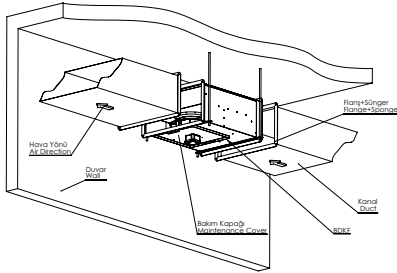


TYPE	A	B	C	D	E	F	G
BDKF 30-15 I	150	300	400	320	170	350	200
BDKF 40-20A I	200	400	500	420	220	450	250
BDKF 40-20B I	200	400	500	420	220	450	250
BDKF 50-25 I	250	500	565	520	270	550	300
BDKF 60-30 I	300	600	650	620	320	650	350
BDKF 60-35A I	350	600	760	620	370	650	400
BDKF 60-35B I	350	600	760	620	370	650	400
BDKF 70-40A I	400	700	800	720	420	750	450
BDKF 70-40B I	400	700	800	720	420	750	450
BDKF 80-50 I	500	800	920	820	520	850	560
BDKF 100-50 I	500	1000	1050	1030	530	1060	560

TYPE	VOLTAGE	FREQUENCY	POWER	CURRENT	CAPACITOR	SPEED	AIR FLOW	SOUND LEVEL	WEIGHT
	V	Hz	W	A	(uf)	d/d	m <sup>3</sup> /h	dB(A)	kg
BDKF 30-15I	230	50	75	0,37	2,5	2450	480	63	7
BDKF 40-20A I	230	50	100	0,49	4	2650	950	73	10,5
BDKF 40-20B I	230	50	130	0,64	5	2650	1150	76	11
BDKF 50-25I	230	50	180	0,82	6	2600	1610	78	15
BDKF 60-30 I	230	50	160	0,9	6	1440	1850	69	29
BDKF 60-35A I	230	50	140	0,86	6	1440	2800	73	31
BDKF 60-35B I	230	50	200	1	8	1400	3400	75	32
BDKF 70-40A I	230	50	310	1,55	10	1350	4500	77	44
BDKF 70-40B I	230	50	500	2,5	10	1350	5900	79	46
BDKF 80-50 I	380	50	960	2	-	1350	7550	80	66
BDKF 100-50 I	380	50	1670	3	-	1350	9600	80	84

The values declared in the markings on the product or the documents provided together with the product are values obtained in laboratory environments according to related standards. These values can change according to product use and environment conditions.

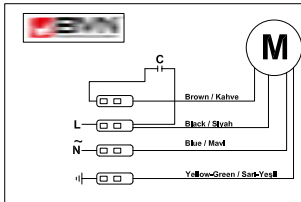
## ASSEMBL



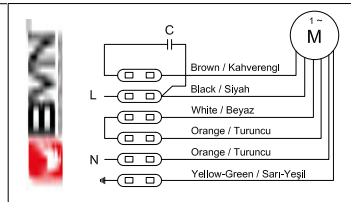
- 1 Safefor installation on the ceiling according to size and distancedrillholesand insert the dowels.
- 2 As shown in item sus-pended securemanner.
- 3 Make sure you install according to the direction of air.
- 4 Figure of the products as seen in the mountingflan-geobtainair channels. Pul-lairthrough hth eproduct between the sealing foam tapes.
- 5 The powercord, make sure it is connected correctly by looking at the electrical diagram. Device mounted on an all-polecircuitbreaker, connect the splitter.
- 6 Perform trial operation of the fan, checkif the reareanyerrors in the productand vibration.

## CONNECTION

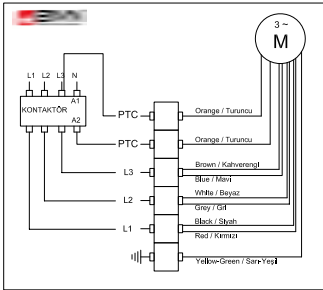
- BDKF 30-15 I, BDKF 40-20A I, BDKF 40-20B I, BDKF 50-25 I, BDKF 60-30 I, BDKF 60-35A I, BDKF 60-35B I ürünleri için Şema 1.1 referans alınarak bağlantı yapılacaktır.
- BDKF 70-40A I ve BDKF 70-40B I için Şema 3.1 referans alınacaktır.
- BDKF 80-50 I ve BDKF 100-50 I için Şema 3.2 referans alınacaktır.



Şema 1.1



Şema 3.1



Şema 3.2

- The products should only be assembled by authorized persons.
- Since products have sharp edges, wearing gloves is recommended.
- If entrance and exit of the products are going to stay open, they should be covered with a culvert to prevent foreign materials from entering.
- Before connecting electric cables, you must not forget to cut the power supply.
- When assembling the devices, be sure that all connections are correctly established and that the assembly elements are strong enough to carry the weight of the product.
- Even if the product is turned off, be sure that the main power supply is off while connecting the devices.
- Before assembly, check whether the electrical connection information on the product (tension, power, frequency, etc.) conform to the area where the product will be assembled.
- The terminal box cable inlet should be firmly plugged in. The lid should be closed correctly and should prevent water leakage.
- There shall not be any obstacles in the air flow route.
- For safety reasons, the earthing terminal on the electric terminal should absolutely be connected to the building earthing line.
- If the thermal opens circuit during in any problems (while the product is not working) it must be reset from the system network and activated again
- Be sure that the motor thermic relay and overload relay are connected correctly.
- Cable connection of the product should be like the one in the electrical connection diagram.

## USAGE

BDKF series channel type impellers, high air flow and high pressure to the desired channel ventilation systems are the ideal fan . Air channels needed may be mounted in any position directly . Rectangular duct fans because they bring great advantages are achieved widespread use throughout the world . Gardeners BDKF rectangular duct fans in the duct system applications where space is limited, medium and high-volume ventilation is designed to meet the needs . BDKF channel high performance fan , has the features work smoothly . Compact structure without the need for large pipes and converters can be connected directly to the channel . Industrial and construction machinery applications , factories, kitchens, bathrooms , toilets , swimming pools, gymnasiums , warehouses, hospitals, hoods , offices , laboratories, shopping malls, restaurants , theaters , apartments , equipment cooling , work areas and spot ventilation. used.Users start using the fan duct before are obliged to read carefully the operating and maintenance manual .

Expected life of the products is **10** years.

### **When using your product for the first time;**

- Before connecting electric cables, you must not forget to cut the power supply. Be sure that electrical connections of the product are established correctly and safely.
- Be sure that safety equipment is connected correctly.
- Properly establish earthing connections.
- Be sure that the cable and electric connection box are closed correctly and do not admit water leakage.
- Air exit direction should be in the direction indicated with the label on the body. There shall not be any obstacles in the air flow route.
- The wings should rotate in the correct direction.
- While the product is operating, there shall not be any vibration or internal rubbing or hitting voice due to the rotation of the fan or the suction fan.
- Power supply, current and frequency values shall comply with the product label.
- If any electricity warning device turns on, electric connection should immediately be cut from the main power supply. Before starting the product, all the installation should be controlled again carefully.
- If any problem occurs, please consult authorized persons.

In case of any defect after you have started using the product continuously, the type of defect should be determined. In order to remove the defect, the **technical service must be contacted. You must not try to fix the problem yourself.**

## DEFECTS AND HOW TO FIX THEM

ABNORMAL SITUATION	POSSIBLE CAUSE	HOW TO FIX
TOO MUCH SOUND (NOISE)	ROTOR IMBALANCE	CHANGE THE ROTOR
THE DEVICE IS NOT WORKING	MOTOR IS DAMAGED	CHANGE THE MOTOR
	CONDENSATOR IS NOT WORKING	CHANGE THE CONDENSATOR
	FAULTY SPEED ADJUSTMENT CONNECTION	CHECK THE INSTALLATION (ASSEMBLY)
THE DEVICE IS ROTATING SLOWLY	FAULTY CONNECTION	CHECK THE ELECTRICAL CONNECTION

## CLEANING, MAINTENANCE and TRANSPORT

In order to protect your product from being damage during transport;

- The product has been packaged according to normal transport conditions. In order to avoid possible damage, it should always be carried in its original package.
- The product shall be kept in its own package in a vibration-free, dust-free environment away from abrasive or chemical material until it is delivered to its place of assembly. Do not accept the products which are not in their original package or which were opened before being delivered to you.
- The products should be stocked into the vehicle in a way to stay motionless in case of any turn over or fall down.
- While heavy products are being carried, use appropriate lifters to protect products or the people carrying the products.
- All necessary measures should be taken in order to prevent damages arising from sudden and careless lifting and putting down.



- The products should be carried one by one carefully. They shall not be thrown or carried carelessly from hand to hand.

### **Aftertaking the product out of its package;**

- The delivered product should be checked.
- The product must be checked for damage during transport. If there is any lost or damaged part, it should immediately be informed to the transporter or our firm verbally or by writing.
- Do not hold the product on its connection box or electric cables. Abstain from applications which will damage the wings or the protective cage while carrying.

### **Periodic cleaning and maintenance of the product;**

- Before cleaning or maintenance, even if the product is turned off, be sure that electric connection has been cut from the main power supply.
- All electrical equipment should be regularly controlled, connections should be checked and damaged or worn-out cables and equipment should be replaced.
- Periodic maintenance should be carried out at least once every six months or more frequently, depending on its frequency of use. Maintenance and cleaning of the product should be carried out by qualified staff.
- Check the product regularly. In order to prevent dirt or accumulations in the wing, motor or grill, carry out the maintenance according to the operating conditions of the product. Otherwise, the expected life of your product can be substantially shortened or serious damage can occur.
- While cleaning the product, pay attention to protecting the balance on the wing and the turbine.
- Bolts which might become loose during maintenance should be checked.
- Inappropriate parts should be immediately replaced.
- The product should not be cleaned with inflammable or combustible cleaners; it should be cleaned with a wet cloth. The product should in no way be exposed to water or pressure water.

## WARRANTY and SERVICE

**Dear customer,**

We believe that providing good service is as important as providing good products for you. You can contact our Sales Representatives by calling us or obtain the most suitable service for you by contacting our Authorized Dealers.

**We recommend you to follow the advices below.**

1. When you buy a product, have your Authorized Dealer approve the Warranty Deed
2. Use your product according to the user's manual.

The warranty provided by BVN does not cover the damages arising out of using the product under conditions other than its normal conditions of use. The following conditions are also not included in the warranty:

1. Damages and defects arising out of faulty usage,
2. Damages and defects which occur while loading, unloading or carrying the product after it has been delivered,
3. Damages and defects arising due to low or high voltage, faulty electrical installation and using the product at a different voltage than the one written on its label,
4. Damages and defects due to fire, earthquake, lightning strike, etc.
5. Damages occurring due to using the product under conditions not conforming to the issues stated in the user's manual.

The above-mentioned damages are fixed on payment. Assembly and transport of the product is not included in the product price.

The responsibility of approving the warranty deed and submitting it to the customer belongs to the seller, dealer, agency or representative from which the customer has purchased the product.

Since the invoice will be taken as reference if a misunderstanding occurs about the warranty period, the user must keep the invoice and a copy of it together with the Warranty Deed.

If the warranty deed is altered, the original serial number on the product is removed or altered; the warranty deed will become invalid.

## WARRANTY TERMS AND CONDITIONS

- 1 The warranty period is 2(TWO) YEARS from the date of delivery .
- 2 The product including all its components is under the warranty of our company.
- 3 In case of defects within the warranty period ,the period spent in repairing is added to the warranty period.The repairing period is maximum 20 days. This period starts from the date of delivery of the product to the services centre or in case of absence of service centre to the seller, the agency the representative ,the importer or the manufacturer of the product respectively.In case the defect is not repaired within 10 work-days ,the importer or the manufacturer is entitled to supply another product with similar features until the repair is completed.The warranty period of the replaced product is limited with the warranty period of the product which is purchased.
- 4 In case the product has material ,workmanship and manufacturing defects during warranty period ,the product will be repaired free of charge and expenses of any sort including labor ,the value of the parts replaced or any our charges.
- 5 The consumer may request for replacement of product free of charge ,refund of payment or price reductions in the rate of defects
  - In case the product permanently dysfunctions due to repeating of the same defect for more than twice or more than twice or more than four different times within the warranty period
  - In case the maximum period for repairing is exceeded
  - In case it is determined by a written report that the defect cannot be removed by the seller ,agency, representative, importer or manufacturer of the product respectively in case of absence of service centres.
- 6 The present warranty does not cover damages resulting from use of product against the instructions in the manual.
- 7 General Administration of Protection of Consumer Rights and Competition in the Ministry of Industry and Commerce may be applied for problems regarding the warranty certificate.
- 8 In accordance with issues of consumer complaints and objections on the application ,consumers can appeal the consumer courts and arbitral committee.
- 9 In case of the goods are found to be defective when consumers
  - a Sold by declaring that it is ready to give back there turn from the contract,
  - b Sold goods are held defective ratioid is count that request according to the sales price,
  - c Unless require an excessive charges including all costs borne by the seller that request a free repair of the goods which has been sold.
  - d If possible, ask for the replacement of free from defects in stead of goods sold Consumer can use one of the elective rights. Seller's preferred consumer is obliged to ful fill this demand.



ELECTRICAL MOTORS & VENTILATION FANS

[www.bahcivanmotor.com.tr](http://www.bahcivanmotor.com.tr)

T. +90 212 771 48 48 F. +90 212 771 48 42

[sales@bahcivanmotor.com.tr](mailto:sales@bahcivanmotor.com.tr)

[export@bahcivanmotor.com.tr](mailto:export@bahcivanmotor.com.tr)